



Fiscal Year 2021

Quarterly Financial Report

For the Period Ending December 31, 2020

2nd Quarter

Vision Statement

The City of Page is a clean, financially responsible, diverse and vibrant community that respects the quality of its environment, fosters a sense of community and family, encourages a healthful, active lifestyle and supports a wide-range of business opportunities to promote a prosperous economy

CITY OF PAGE
FISCAL YEAR 2021
QUARTER ENDING DECEMBER 31, 2020

INTRODUCTION

Quarterly financial reporting is being prepared by the City of Page as a means of providing the community, Council and the organization with an overview of financial information for the General Government Funds. Quarterly financial reporting is a priority identified by Council during previous strategic planning work sessions. The primary information provided in the quarterly report is a comparison of the annual budget amounts to actual revenues and expenditures for operating departments. Prior year comparisons are also included in some areas. All financial information is based on preliminary, unaudited information reported from the municipal financial system as of the report date. Seasonal variations or special occurrences in municipal operations may affect the proportion of revenues achieved or expenditures incurred to date.

Notations for this quarter include the following:

Personnel

Vacancies posted at end of Quarter:

-Police - Patrol-Patrol Officer (FT-3); Communication Specialist (FT-3, PT-1); Reserve Firefighters/EMTs

Capital

Fund 40

Capital Equipment Purchases made this quarter-**\$38,052**

-Public Works	Pump and motor for Public Safety Building \$2,444
-Golf	Golf Kitchen Update \$3,027
-Police	Leased Police Vehicles (\$28,514; Interest \$4,067)

Capital Improvement Project expenses this quarter-**\$602,224**

-Public Works	Archeological Survey \$5,669
-Community Development	City Center \$61,291
-General Government	Toughbooks \$19,463
-Horseshoe Bend	Weddle Gilmore - Design \$3,565
-Airport	Main Apron Construction \$499,756; Safety Area \$12,479

Fund 55

Golf Leases - \$13,082
Interest Expense -\$6,090

CITY OF PAGE
FISCAL YEAR 2021
 QUARTER ENDING DECEMBER 31, 2020

Fund Summary by Quarter

Fund	Same Quarter Prior Year		Current Quarter		% Variance	
	Expense	Revenue	Expense	Revenue	Expense	Revenue
10-General Fund	(2,699,723)	5,004,586	(2,697,961)	3,866,617	0%	-23%
12-Emergency Reserve Fund	(265)	16,805	(710)	133,510	168%	694%
15-Highway User Fund	(54,723)	235,229	(115,005)	243,430	110%	3%
16-Substance Abuse Fund	0	231	0	1,899	0%	721%
20-Debt Service Fund	(168,100)	55,843	(151,000)	268	-10%	-100%
25-Miscellaneous Grants	(1,157,723)	1,223,332	(968,123)	1,019,207	-16%	-17%
32-JCEF Fund	(750)	1,082	0	721	-100%	-33%
36-Donation Fund	(512)	1,802	(1,044)	2,036	104%	13%
40-Capital Project Fund	(1,663,826)	1,549,911	(640,276)	228,101	-62%	-85%
45-Horseshoe Bend Fund	(345,964)	1,162,580	(187,637)	562,932	-46%	-52%
46-Airport Fund	(37,094)	106,482	(167,277)	119,349	351%	12%
48-Land Fund	0	0	0	525,309	0%	0%
55-Golf Fund	(257,930)	159,115	(248,092)	232,144	-4%	46%
57-Cemetery Fund	(1,877)	8,444	(2,196)	17,210	17%	104%
72-Fire Pension	(22,160)	45,013	(119,386)	133,772	439%	197%
Total	(\$6,410,646)	\$9,570,457	(\$5,298,708)	\$7,086,505	-17%	-26%

Fund Summary by Year

Fund	Prior YTD		Current YTD		Net +/-	
	Expense	Revenue	Expense	Revenue	Total Prior YTD	Total Current YTD
10-General Fund	(5,451,448)	8,868,664	(5,145,675)	7,326,830	3,417,216	2,181,154
12-Emergency Reserve Fund	(265)	16,805	(1,205)	158,491	16,540	157,286
15-Highway User Fund	(88,430)	598,178	(144,132)	409,428	509,748	265,296
16-Substance Abuse Fund	0	552	0	2,129	552	2,129
20-Debt Service Fund	(270,361)	85,204	(252,505)	1,305	(185,156)	(251,200)
25-Miscellaneous Grants	(2,039,365)	2,103,193	(1,744,866)	1,809,726	63,828	64,860
32-JCEF Fund	(3,750)	2,427	(3,075)	1,408	(1,323)	(1,667)
36-Donation Fund	(741)	2,647	(1,172)	2,806	1,906	1,635
40-Capital Project Fund	(1,990,340)	1,595,703	(1,606,342)	817,134	(394,637)	(789,209)
45-Horseshoe Bend Fund	(704,098)	3,059,471	(375,916)	1,229,675	2,355,373	853,759
46-Airport Fund	(72,274)	226,167	(264,296)	239,258	153,894	(25,037)
48-Land Fund	0	0	0	525,309	0	525,309
55-Golf Fund	(301,939)	207,226	(471,867)	509,039	(94,713)	37,171
57-Cemetery Fund	(5,621)	15,829	(4,372)	39,625	10,208	35,253
72-Fire Pension	(52,294)	43,695	(124,612)	170,483	(8,599)	45,872
Total	(\$10,980,925)	\$16,825,763	(\$10,140,036)	\$13,242,645	\$5,844,837	\$3,102,609

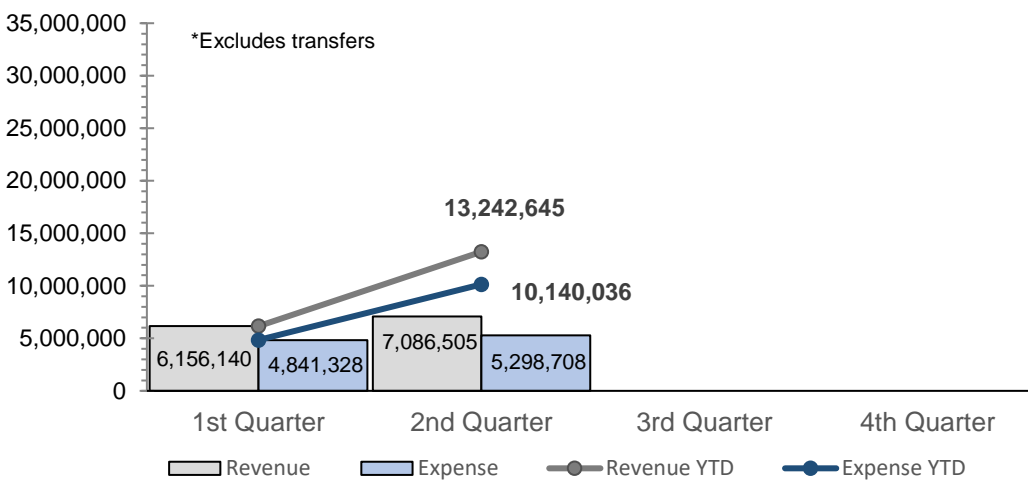
Cash Balance by Year-to-Date and Prior Quarter

Fund	Prior YTD	Prior QTR	Current YTD	Variance % from	
	As of 12/31/19	As of 9/30/20	As of 12/31/20	Prior YTD	Prior QTR
10-General	11,125,505	10,731,301	11,647,679	4.7%	8.5%
12-Emergency Reserve Fund	8,297,062	8,567,088	8,699,888	4.9%	1.6%
15-HURF	558,526	221,891	346,371	-38.0%	56.1%
16-Substance Abuse	26,586	27,971	29,869	12.4%	6.8%
20-Debt Service	9,096,274	7,672,334	7,521,602	-17.3%	-2.0%
25-Misc. Grants	129,532	515,309	182,032	40.5%	-64.7%
32-JCEF	30,509	23,110	23,831	-21.9%	3.1%
36-Donations	30,372	34,695	35,687	17.5%	2.9%
40-Capital Projects	(490,714)	409,894	(2,281)	-99.5%	-100.6%
45-Horseshoe Bend	2,288,616	3,666,723	4,032,388	76.2%	10.0%
46-Airport	1,680,805	1,128,982	1,146,651	-31.8%	1.6%
48-Land	0	0	525,309	0.0%	0.0%
55-Golf	(95,442)	34,274	(950)	-99.0%	-102.8%
57-Cemetery	307,326	309,585	325,717	6.0%	5.2%
72-Fire Pension	519,937	537,662	552,048	6.2%	2.7%
Total	33,504,891	33,880,819	35,065,842	4.7%	3.5%

**CITY OF PAGE
FISCAL YEAR 2021
QUARTER ENDING DECEMBER 31, 2020**

ALL FUNDS - REVENUES AND EXPENSES (EXCLUDES ENTERPRISE FUNDS)

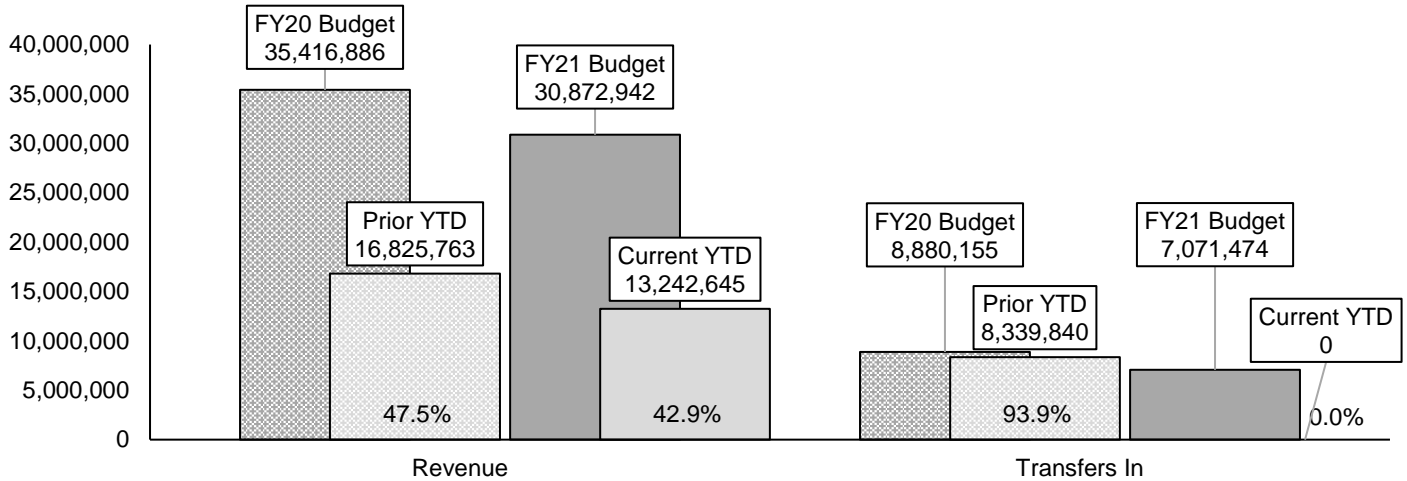
REVENUE VS EXPENSE BY QUARTER - All Funds



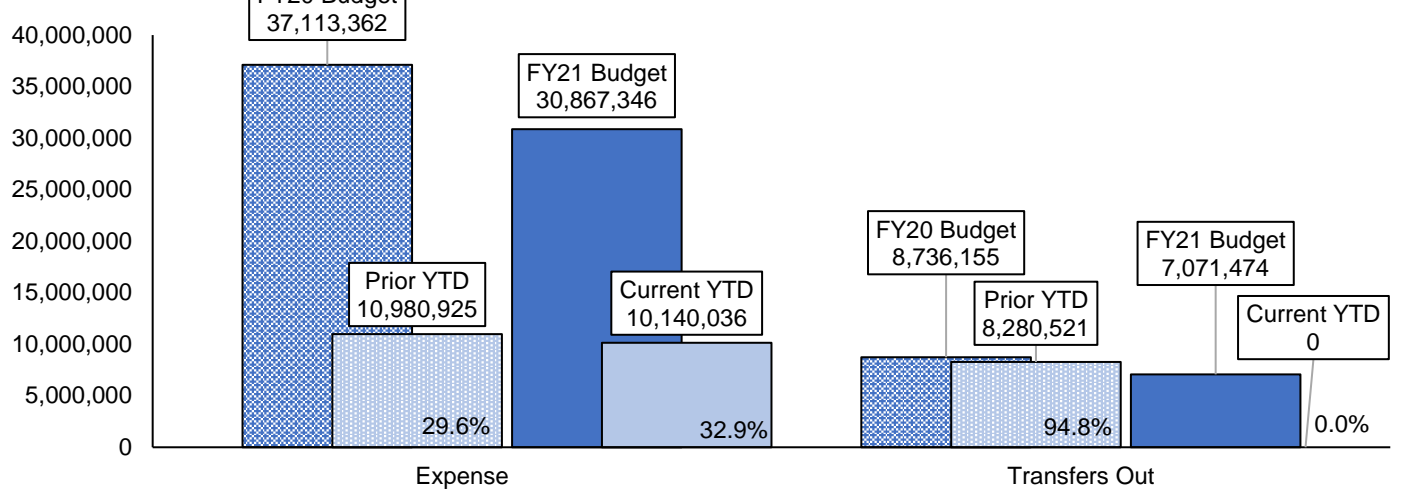
QTR	*NET +/-	
	PRIOR YEAR	CURRENT YEAR
1ST	2,685,027	1,314,811
2ND	3,159,811	1,787,797
3RD	(892,728)	0
4TH	(784,103)	0
Total	\$4,168,007	\$3,102,609

*Excludes transfers

ALL FUNDS REVENUE - BUDGET VS ACTUAL YTD



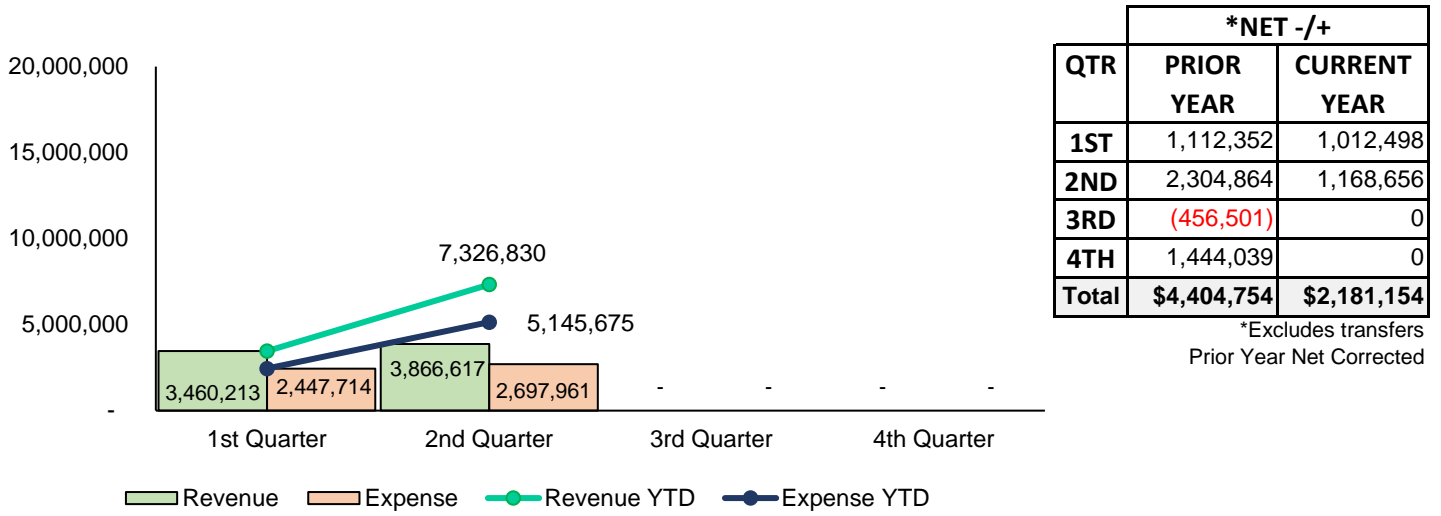
ALL FUNDS EXPENSE - BUDGET VS ACTUAL YTD



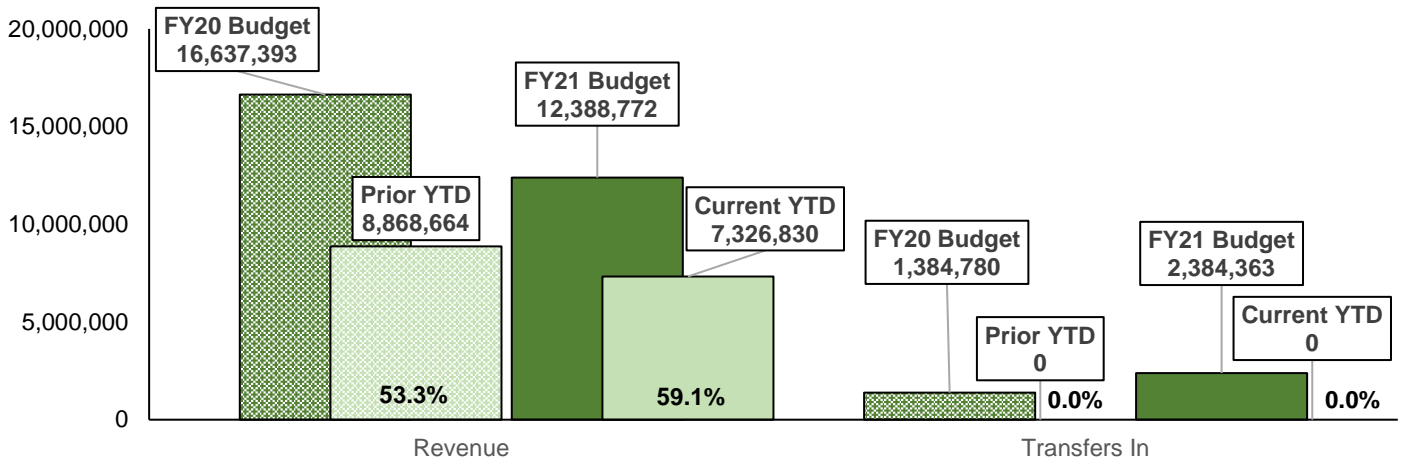
CITY OF PAGE
FISCAL YEAR 2021
 QUARTER ENDING DECEMBER 31, 2020

GENERAL FUND - REVENUES AND EXPENSES (EXCLUDES ENTERPRISE FUNDS)

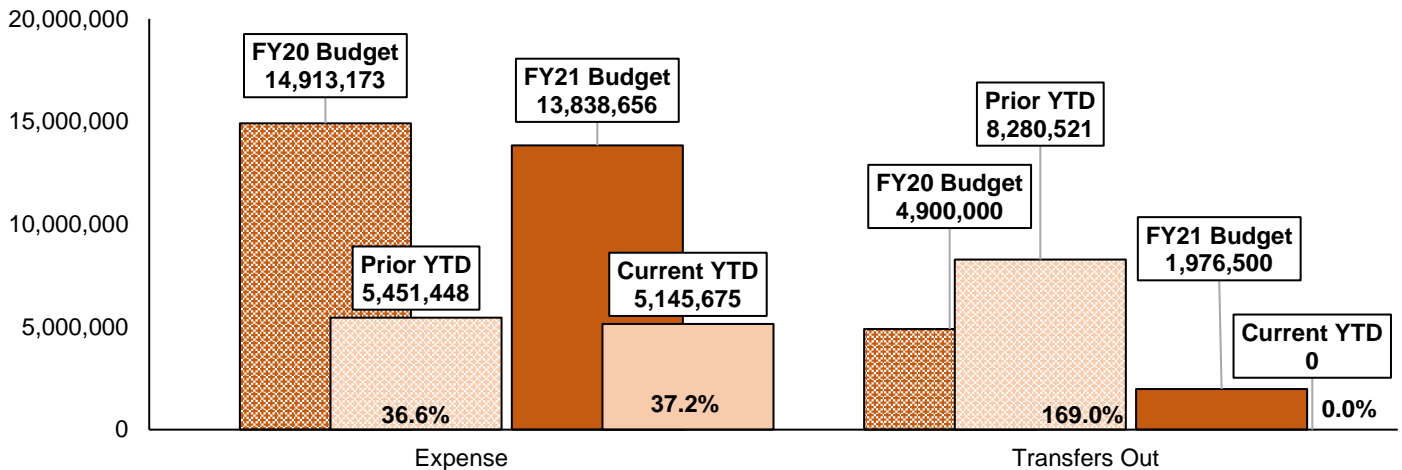
REVENUE VS EXPENSE BY QUARTER - General Fund



GENERAL FUND REVENUE - BUDGET VS ACTUAL YTD



GENERAL FUND EXPENSES - BUDGET VS ACTUAL YTD



CITY OF PAGE
FISCAL YEAR 2021
 QUARTER ENDING DECEMBER 31, 2020

GENERAL FUND - SUMMARY BY DEPARTMENT

		SAME QTR	% OF	CURRENT	% OF		%
		PY	REVENUE	QTR	REVENUE	VARIANCE	VARIANCE
REVENUE	TAXES	3,733,314	74.6	2,673,417	69.1	(1,059,897)	(28.4)
	PERMITS, FRANCHISE & OTHER FEES	103,025	2.1	80,245	2.1	(22,780)	(22.1)
	INTERGOVERNMENTAL	527,843	10.5	591,417	15.3	63,575	12.0
	OTHER	640,405	12.8	521,537	13.5	(118,868)	(18.6)
	TOTAL FUND REVENUE	5,004,586	100.0	3,866,617	100.0	(1,137,970)	(22.7)
	INTERFUND TRANSFERS-IN	0	0.0	0	0.0	0	0.0
	REVENUE + TRANSFERS TOTAL	5,004,586	100.0	3,866,617	100.0	(1,137,970)	(22.7)
		SAME QTR	% OF	CURRENT	% OF		%
		PY	EXP	QTR	EXP	VARIANCE	VARIANCE
EXPENDITURES	CITY ADMINISTRATION	23,328	0.5	56,823	1.5	33,495	143.6
	CITY COUNCIL	14,572	0.3	15,536	0.4	964	6.6
	CITY CLERK	36,203	0.7	39,985	1.0	3,782	10.4
	CITY ATTORNEY	47,890	1.0	61,066	1.6	13,176	27.5
	COMMUNITY & REC SERVICES ADMIN	5,967	0.1	8,246	0.2	2,279	38.2
	COMMUNITY CENTER	45,415	0.9	44,103	1.1	(1,312)	(2.9)
	GENERAL SERVICES	210,246	4.2	148,380	3.8	(61,866)	(29.4)
	CORRALS	4,452	0.1	9,117	0.2	4,665	104.8
	POLICE DEPT. ADMINISTRATION	73,373	1.5	76,767	2.0	3,395	4.6
	PATROL	406,239	8.1	409,719	10.6	3,479	0.9
	COMMUNICATIONS	118,267	2.4	125,310	3.2	7,043	6.0
	INVESTIGATIONS	100,854	2.0	101,875	2.6	1,021	1.0
	FIRE DEPARTMENT	515,463	10.3	491,826	12.7	(23,637)	(4.6)
	HUMAN RESOURCE/RISK MANG.	139,637	2.8	146,650	3.8	7,014	5.0
	FINANCE	124,650	2.5	125,374	3.2	724	0.6
	MAGISTRATE	91,694	1.8	90,204	2.3	(1,491)	(1.6)
	LIBRARY	88,597	1.8	90,764	2.3	2,167	2.4
	COMMUNITY/ECONOMIC DEV.	118,087	2.4	106,001	2.7	(12,086)	(10.2)
	PLANNING & ZONING	33,134	0.7	25,877	0.7	(7,256)	(21.9)
	BUILDING & CODE COMPLIANCE	24,909	0.5	26,445	0.7	1,536	6.2
	CENTRAL GARAGE	65,819	1.3	58,044	1.5	(7,775)	(11.8)
	INFORMATION TECHNOLOGY	83,053	1.7	127,896	3.3	44,843	54.0
	BUILDINGS MAINTENANCE	69,264	1.4	64,865	1.7	(4,399)	(6.4)
	PUBLIC WORKS ADMINISTRATION	136,175	2.7	143,414	3.7	7,239	5.3
	PARKS & TRAILS MAINTENANCE	71,723	1.4	91,588	2.4	19,865	27.7
	RECREATION	50,711	1.0	12,085	0.3	(38,626)	(76.2)
	GOLF COURSE MTCE	0	0.0	0	0.0	0	0.0
	TOTAL FUND EXPENDITURES	2,699,723	53.9	2,697,961	69.8	(1,762)	(0.1)
	INTERFUND TRANSFERS-OUT	8,280,521	165.5	0	0.0	(8,280,521)	(100.0)
	EXPENDITURES + TRANSFERS TOTAL	10,980,244	219.4	2,697,961	69.8	(8,282,283)	(75.4)
NET +/- EXCLUDING TRANSFERS		\$2,304,864	46.1	\$1,168,656	30.2	(\$1,136,208)	(49.3)
NET +/- INCLUDING TRANSFERS		(\$5,975,657)	(119.4)	\$1,168,656	30.2	\$7,144,313	119.6

CITY OF PAGE
FISCAL YEAR 2021
QUARTER ENDING DECEMBER 31, 2020

HIGHLIGHTS THIS QUARTER COMPARED TO SAME QUARTER PRIOR YEAR
(+/- Changes of 10% or greater variance from prior year and over \$10,000)

Revenues - Decrease of \$404K (Amounts are approximate)

- ▼ Taxes - Decrease of \$1.1M due to decline in sales tax revenue.
- ▼ Permits, Franchise & Other Fees - \$23K (Building Fees-\$12K; Franchise Fees-\$7K; Commercial Waster License Fees \$5K),
- ▲ Intergovernmental - \$64K (State Sales Tax-\$32K; Vehicle License Tax-\$7K; State Revenue Sharing-\$24K)
- ▲ Other - \$119K (Court Fines-\$12K; Interfacility Transports-\$15K; Interest Income-\$156K; Rescue Service+\$46K; Misc. Receipts+\$24K)

Expenditures - Decrease of \$303K (Amounts are approximate)

- ▲ City Administration - \$34K
 - ▲ Personnel Costs - \$33K (Hired new City Manager November 2019)
 - ▲ Subscriptions/Memberships - \$1K(International City/County Management Association)
- ▲ City Attorney - \$13K
 - ▲ Personnel Costs - \$9K (Part-time Executive Admin Assistant changed to full-time with benefits split with Community/Economic Development department)
 - ▲ Contract Services - \$3K (Gust Rosenfield-Fiber Agreement)
- ▼ General Services - \$62K
 - ▼ Contingency - \$76K (Interim Public Management paid in December 2019)
 - ▲ Utilities - \$13K (Century Link - billing error in November 2020)
- ▼ Community/Economic Development- Increase of \$12K
 - ▲ Personnel Costs - \$6K (pay scale adjustment)
 - ▼ Events - \$10K (Balloon Regatta cancelled due to Covid)
 - ▼ Marketing/Promotion - \$11K (Lake Powell Life Mobile App - \$8K in November 2019; Web Builder Design moved to Contract Services- \$4K)
 - ▲ Contract Services - \$3K (Web Builder Design moved from Marketing/Promotion - \$4K)
- ▲ Information Technology - \$45K
 - ▲ Personnel Costs - \$18K (Open vacancy in October - December 2019, filled in February 2020)
 - ▲ Software Licensing- \$27K (Motorola Solutions paid in September 2019 (1st Qtr) and December 2020 (2nd Qtr) - \$34K)
- ▲ Parks & Trails - \$20K
 - ▲ Personnel Costs - \$33K (Three positions moved from Horseshoe Bend to Parks and Trails)
 - ▼ Park & Playground Maintenance - \$9K (Rubber mats, trash receptacles, and playgroup chips purchased in October and November 2019)
- ▼ Recreation - \$39K (Department inactive in FY2021 2nd Quarter due to Covid)

CITY OF PAGE
FISCAL YEAR 2021
 QUARTER ENDING DECEMBER 31, 2020

ALL FUNDS - Expense	Current Quarter	Same Period Last Year	Current Year-to-Date	Prior Year-to-Date	Variance % (YTD)
Expense					
Personnel					
10-General Fund	2,089,171	1,928,928	3,966,327	4,029,394	-1.6%
15-Highway User Fund	-	-	46	38	▲ 20.0%
45-Horseshoe Bend Fund	98,101	239,165	200,234	454,353	▼ -55.9%
46-Airport Fund	29,877	15,931	59,500	34,357	▲ 73.2%
55-Golf Fund	151,543	140,467	296,096	173,050	▲ 71.1%
Personnel Total	2,368,693	2,324,490	4,522,203	4,691,192	-3.6%
Operating					
10-General Fund	608,789	770,794	1,179,349	1,422,055	▼ -17.1%
12-Emergency Reserve Fund	710	265	1,205	265	▲ 355.3%
15-Highway User Fund	115,005	54,723	144,087	88,392	▲ 63.0%
16-Substance Abuse Fund	-	-	-	-	0.0%
20-Debt Service Fund	151,000	168,100	252,505	270,361	-6.6%
25-Miscellaneous Grants	968,123	1,157,723	1,744,866	2,039,365	▼ -14.4%
32-JCEF Fund	-	750	3,075	3,750	▼ -18.0%
36-Donation Fund	1,044	512	1,172	741	▲ 58.1%
40-Capital Project Fund	640,276	1,663,826	1,606,342	1,990,340	▼ -19.3%
45-Horseshoe Bend Fund	89,536	106,799	175,682	249,745	▼ -29.7%
46-Airport Fund	137,401	21,164	204,795	37,917	▲ 440.1%
55-Golf Fund	96,549	117,463	175,772	128,888	▲ 36.4%
57-Cemetery Fund	2,196	1,877	4,372	5,621	▼ -22.2%
72-Fire Pension	119,386	22,160	124,612	52,294	▲ 138.3%
Operating Total	2,930,015	4,086,156	5,617,834	6,289,733	-10.7%
Expense Total	5,298,708	6,410,646	10,140,036	10,980,925	-7.7%
Transfer Out					
Transfers					
10-General Fund	-	8,280,521	-	8,280,521	▼ -100.0%
15-Highway User Fund	-	-	-	-	0.0%
20-Debt Service Fund	-	-	-	-	0.0%
25-Miscellaneous Grants	-	-	-	-	0.0%
45-Horseshoe Bend Fund	-	-	-	-	0.0%
46-Airport Fund	-	-	-	-	0.0%
48-Land Fund	-	-	-	-	0.0%
57-Cemetery Fund	-	-	-	-	0.0%
Transfers Total	-	8,280,521	-	8,280,521	-100.0%
Transfer Out Total	-	8,280,521	-	8,280,521	-100.0%

▲ Indicates increase of more than 10% ▼ Indicates decrease of more than 10%

CITY OF PAGE
FISCAL YEAR 2021
 QUARTER ENDING DECEMBER 31, 2020

ALL FUNDS - Revenue	Current Quarter	Same Period Last Year	Current Year-to-Date	Prior Year-to-Date	Variance % (YTD)
Revenue					
10-General Fund	3,866,617	5,004,586	7,326,830	8,868,664	-17.4%
Taxes	2,673,417	3,733,314	4,412,170	6,600,895	-33.2%
Intergovernmental	591,417	527,843	1,124,961	1,002,401	12.2%
Other Revenue	521,537	640,405	1,644,240	1,051,615	56.4%
Permits & Fees	80,245	103,025	145,458	213,753	-32.0%
12-Emergency Reserve Fund	133,510	16,805	158,491	16,805	843.1%
Emergency Reserve Fund	133,510	16,805	158,491	16,805	843.1%
15-Highway User Fund	243,430	235,229	409,428	598,178	-31.6%
Intergovernmental	243,227	233,075	408,995	590,856	-30.8%
Other Revenue	203	2,155	433	7,322	-94.1%
16-Substance Abuse Fund	1,899	231	2,129	552	285.3%
Revenue	1,899	231	2,129	552	285.3%
20-Debt Service Fund	268	55,843	1,305	85,204	-98.5%
Other Revenue	268	55,843	1,305	85,204	-98.5%
25-Miscellaneous Grants	1,019,207	1,223,332	1,809,726	2,103,193	-14.0%
Misc Grants Revenue	1,019,207	1,223,332	1,809,726	2,103,193	-14.0%
32-JCEF Fund	721	1,082	1,408	2,427	-42.0%
Intergovernmental	721	1,082	1,408	2,427	-42.0%
36-Donation Fund	2,036	1,802	2,806	2,647	6.0%
Donation Revenue	2,036	1,802	2,806	2,647	6.0%
40-Capital Project Fund	228,101	1,549,911	817,134	1,595,703	-48.8%
Other Revenue	-	-	-	-	0.0%
Non-Operating	-	-	-	-	0.0%
Capital Project Revenue	228,101	1,549,911	817,134	1,595,703	-48.8%
45-Horseshoe Bend Fund	562,932	1,162,580	1,229,675	3,059,471	-59.8%
Revenue	562,801	1,154,078	1,228,950	3,049,872	-59.7%
Non-Operating	131	8,502	725	9,600	-92.4%
46-Airport Fund	119,349	106,482	239,258	226,167	5.8%
Revenue	119,349	106,482	239,258	226,167	5.8%
Non-Operating	-	-	-	-	0.0%
48-Land Fund	525,309	-	525,309	-	0.0%
Revenue	525,309	-	525,309	-	0.0%
55-Golf Fund	232,144	159,115	509,039	207,226	145.6%
Other Revenue	232,144	159,115	509,039	207,226	145.6%
57-Cemetery Fund	17,210	8,444	39,625	15,829	150.3%
Revenue	17,210	8,444	39,625	15,829	150.3%
72-Fire Pension	133,772	45,013	170,483	43,695	290.2%
Intergovernmental	59,410	5,051	64,556	9,380	588.2%
Revenue	74,361	39,962	105,927	34,315	208.7%
Revenue Total	7,086,505	9,570,457	13,242,645	16,825,763	-21.3%

Indicates increase of more than 10% Indicates decrease of more than 10%

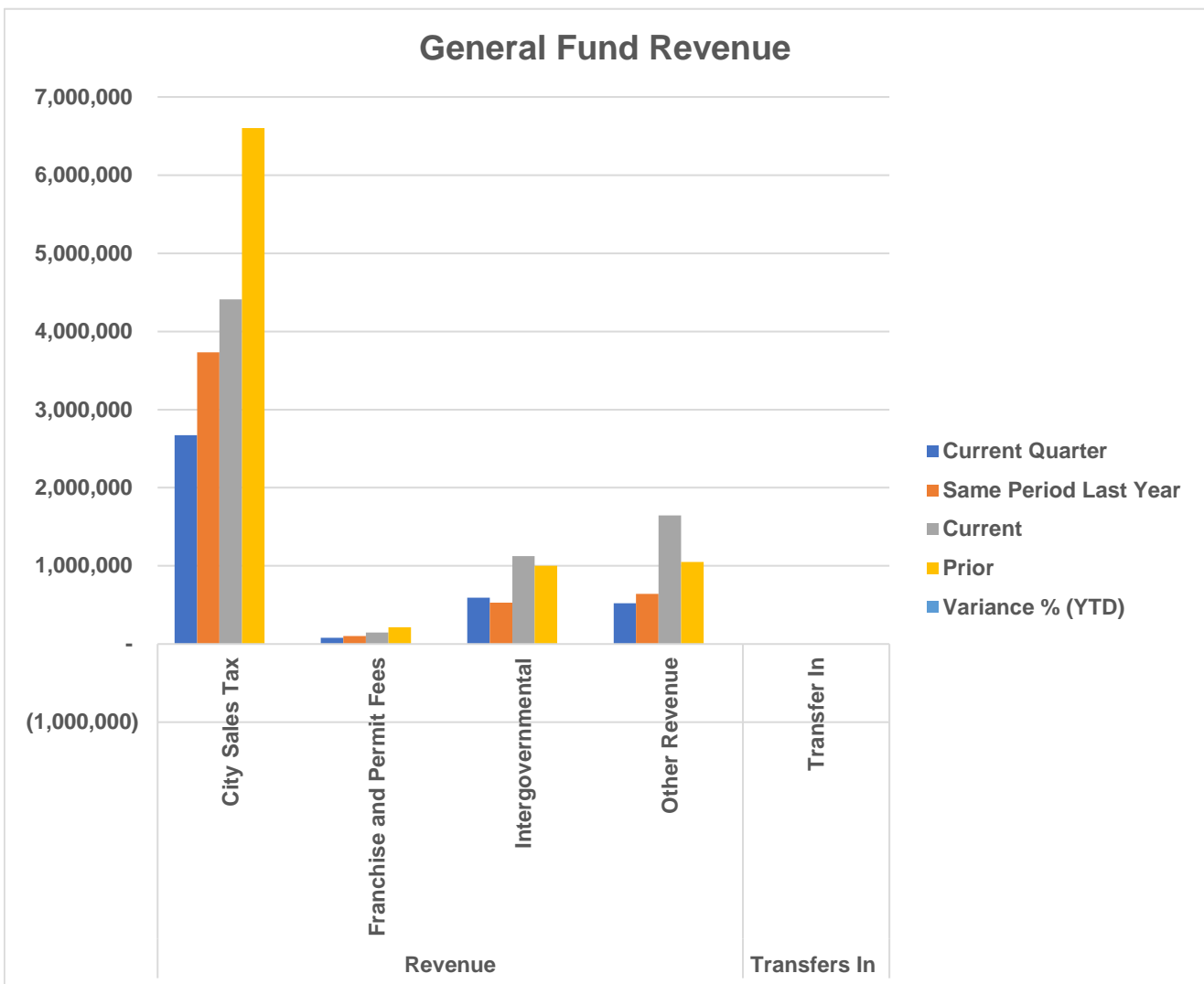
CITY OF PAGE
FISCAL YEAR 2021
 QUARTER ENDING DECEMBER 31, 2020

ALL FUNDS - Revenue	Current Quarter	Same Period Last Year	Current Year-to-Date	Prior Year-to-Date	Variance % (YTD)
Transfers In					
10-General Fund	-	-	-	-	0.0%
Non-Operating	-	-	-	-	0.0%
12-Emergency Reserve Fund	-	8,280,521	-	8,280,521	-100.0%
Emergency Reserve Fund	-	8,280,521	-	8,280,521	-100.0%
15-Highway User Fund	-	-	-	-	0.0%
Other Revenue	-	-	-	-	0.0%
20-Debt Service Fund	-	35,582	-	59,319	-100.0%
Interfund Transfers	-	35,582	-	59,319	-100.0%
25-Miscellaneous Grants	-	-	-	-	0.0%
Misc Grants Revenue	-	-	-	-	0.0%
40-Capital Project Fund	-	-	-	-	0.0%
Non-Operating	-	-	-	-	0.0%
Capital Project Revenue	-	-	-	-	0.0%
Transfers In Total	-	8,316,103	-	8,339,840	-100.0%
Grand Total	7,086,505	17,886,560	13,242,645	25,165,603	-47.4%

▲ Indicates increase of more than 10%
▼ Indicates decrease of more than 10%

CITY OF PAGE
FISCAL YEAR 2021
 QUARTER ENDING DECEMBER 31, 2020

GENERAL FUND Revenue	Current Quarter	Same Period Last Year	Current	Prior	Variance % (YTD)
Revenue					
City Sales Tax	2,673,417	3,733,314	4,412,170	6,600,895	▼ -33.2%
Franchise and Permit Fees	80,245	103,025	145,458	213,753	▼ -32.0%
Intergovernmental	591,417	527,843	1,124,961	1,002,401	▲ 12.2%
Other Revenue	521,537	640,405	1,644,240	1,051,615	▲ 56.4%
Revenue Total	3,866,617	5,004,586	7,326,830	8,868,664	-17.4%
Transfers In					
Transfer In	-	-	-	-	0.0%
Transfers In Total	-	-	-	-	0.0%
Grand Total	3,866,617	5,004,586	7,326,830	8,868,664	-17.4%



▲ Indicates increase of more than 10%
 ▼ Indicates decrease of more than 10%

CITY OF PAGE
FISCAL YEAR 2021
 QUARTER ENDING DECEMBER 31, 2020

GENERAL FUND - Total Expense	Current Quarter	Same Period Last Year	Current Year-to-Date	Prior Year-to-Date	Variance % (YTD)
Expense	2,697,961	2,699,723	5,145,675	5,451,448	-5.6%
Personnel	2,089,171	1,928,928	3,966,327	4,029,394	-1.6%
Operating	608,789	770,794	1,179,349	1,422,055	▼ -17.1%
Transfer Out	-	8,280,521	-	8,280,521	▼ -100.0%
Transfers	-	8,280,521	-	8,280,521	▼ -100.0%
Total	2,697,961	10,980,244	5,145,675	13,731,969	▼ -62.5%

GENERAL FUND - Personnel Expenses	Current Quarter	Same Period Last Year	Current Year-to-Date	Prior Year-to-Date	Variance % (YTD)
Personnel	2,089,171	1,928,928	3,966,327	4,029,394	-1.6%
General Government	337,078	262,149	661,935	594,165	▲ 11.4%
City Administration	54,622	21,717	108,093	96,021	▲ 12.6%
City Attorney	56,850	47,780	113,665	97,273	▲ 16.9%
City Clerk	36,494	33,298	72,431	68,528	5.7%
City Council	13,451	13,446	27,344	27,729	-1.4%
Finance	83,378	75,842	159,793	155,388	2.8%
Human Resource/Risk Mang.	25,739	21,222	50,273	43,170	▲ 16.5%
Information Technology	66,545	48,845	130,335	106,057	▲ 22.9%
Community & Recreation Services	216,649	212,868	397,181	443,313	▼ -10.4%
Community & Rec Services Admin	7,794	6,698	14,697	14,570	0.9%
Library	79,041	72,332	124,496	149,476	▼ -16.7%
Recreation	113	36,538	7,425	74,079	▼ -90.0%
Community Center	42,048	42,547	79,040	83,068	-4.8%
Parks & Trails Maintenance	87,654	54,753	171,524	122,120	▲ 40.5%
Community Development	111,690	86,336	215,718	205,377	5.0%
Building & Code Compliance	24,310	19,483	46,156	54,039	▼ -14.6%
Community Dev-Econ Development	70,732	64,819	138,743	134,472	3.2%
Planning & Zoning	16,647	2,034	30,820	16,866	▲ 82.7%
Magistrate	85,065	83,317	168,359	170,610	-1.3%
Magistrate	85,065	83,317	168,359	170,610	-1.3%
Public Safety-Fire	442,924	431,916	820,467	884,843	-7.3%
Fire Department	442,924	431,916	820,467	884,843	-7.3%
Public Safety-Police	670,910	633,162	1,286,871	1,293,980	-0.5%
Communications	122,464	110,750	232,561	212,685	9.3%
Investigations	96,109	90,532	183,275	188,503	-2.8%
Patrol	382,162	365,985	742,790	759,634	-2.2%
Police Dept. Administration	70,175	65,894	128,245	133,158	-3.7%
Public Works	224,856	219,181	415,795	437,104	-4.9%
Buildings Maintenance	48,170	49,872	86,584	98,294	▼ -11.9%
Central Garage	33,632	31,329	65,199	64,771	0.7%
Public Works Administration	143,054	135,778	264,012	271,837	-2.9%
Corrals	-	2,202	-	2,202	▼ -100.0%
Personnel Total	2,089,171	1,928,928	3,966,327	4,029,394	-1.6%

▲ Indicates increase of more than 10% ▼ Indicates decrease of more than 10%

CITY OF PAGE
FISCAL YEAR 2021
 QUARTER ENDING DECEMBER 31, 2020

GENERAL FUND - Operating Expense	Current Quarter	Same Period Last Year	Current YTD	Prior YTD	Variance % (YTD)
Operating	608,789	770,794	1,179,349	1,422,055	-17.1%
General Government	384,633	417,431	764,768	776,495	-1.5%
City Administration	2,202	1,611	3,298	8,162	-59.6%
City Attorney	4,216	110	6,624	527	1157.3%
City Clerk	3,491	2,906	11,638	11,752	-1.0%
City Council	2,086	1,126	9,549	17,019	-43.9%
Finance	41,996	48,809	75,946	83,995	-9.6%
General Services	148,380	210,246	315,329	325,360	-3.1%
Human Resource/Risk Mang.	120,912	118,415	220,887	209,250	5.6%
Information Technology	61,352	34,209	121,497	120,430	0.9%
Community & Recreation Services	30,136	49,544	51,964	93,678	-44.5%
Community & Rec Services Admin	452	(730)	752	1,147	-34.5%
Community Center	2,055	2,868	3,555	4,872	-27.0%
Golf Course Mtce	-	-	-	-	0.0%
Library	11,723	16,265	17,758	23,965	-25.9%
Parks & Trails Maintenance	3,934	16,969	8,987	28,322	-68.3%
Recreation	11,972	14,173	20,912	35,372	-40.9%
Community Development	46,634	89,795	88,860	128,682	-30.9%
Building & Code Compliance	2,135	5,427	2,325	7,789	-70.2%
Community Dev-Econ Development	35,269	53,268	72,048	86,871	-17.1%
Planning & Zoning	9,230	31,100	14,487	34,022	-57.4%
Magistrate	5,139	8,378	7,494	18,461	-59.4%
Magistrate	5,139	8,378	7,494	18,461	-59.4%
Public Safety-Fire	48,902	83,548	93,370	145,569	-35.9%
Fire Department	48,902	83,548	93,370	145,569	-35.9%
Public Safety-Police	42,761	65,571	76,733	141,499	-45.8%
Communications	2,846	7,517	6,972	14,200	-50.9%
Investigations	5,767	10,323	9,258	17,066	-45.7%
Patrol	27,556	40,254	48,670	86,832	-43.9%
Police Dept. Administration	6,592	7,478	11,833	23,401	-49.4%
Public Works	50,584	56,528	96,160	117,670	-18.3%
Buildings Maintenance	16,695	19,392	36,698	35,468	3.5%
Central Garage	24,412	34,489	47,541	77,229	-38.4%
Corrals	9,117	2,250	10,447	3,754	178.3%
Public Works Administration	360	397	1,474	1,219	21.0%
Transfers	-	8,280,521	-	8,280,521	-100.0%
General Government	-	8,280,521	-	8,280,521	-100.0%
Interfund Transfers	-	8,280,521	-	8,280,521	-100.0%
Grand Total	608,789	9,051,315	1,179,349	9,702,576	-87.8%

Indicates increase of more than 10% Indicates decrease of more than 10%

CITY OF PAGE
FISCAL YEAR 2021
 QUARTER ENDING DECEMBER 31, 2020

Interfund Transfers FY2021			
Fund	Transfer In	Transfer Out	Net
10-General Fund	0	0	0
TRANSFER FROM OTHER FUNDS	0	0	0
TRANSFER TO DEBT SERVICE	0	0	0
TRANSFER TO CAPITAL FUND	0	0	0
TRANSFERS FROM HORSESHOE BEND	0	0	0
TRANSFER TO EMERGENCY RESERVE	0	0	0
TRANSFER TO OTHER FUNDS	0	0	0
12-Emergency Reserve Fund	0	0	0
TRANSFER FROM GENERAL FUND	0	0	0
15-Highway User Fund	0	0	0
TRANSFERS TO CAPITAL PROJECTS	0	0	0
20-Debt Service Fund	0	0	0
TRANSFER FROM AIRPORT FUND	0	0	0
TRANSFER FROM GENERAL FUND	0	0	0
TRANSFER FROM REFUSE FUND	0	0	0
TRANSFER TO GENERAL FUND	0	0	0
25-Miscellaneous Grants	0	0	0
TRANSFER TO GENERAL FUND	0	0	0
40-Capital Project Fund	0	0	0
TRANSFER FOR CEMETERY	0	0	0
TRANSFER FOR HURF	0	0	0
TRANSFER FROM AIRPORT	0	0	0
TRANSFER FROM GENERAL FUND	0	0	0
45-Horseshoe Bend Fund	0	0	0
TRANSFER TO CAPITAL FUND	0	0	0
TRANSFER TO GENERAL FUND	0	0	0
46-Airport Fund	0	0	0
TRANSFER TO DEBT SERVICE	0	0	0
TRANSFER TO CAPITAL FUND	0	0	0
48-Land Fund	0	0	0
TRANSFER TO CAPITAL FUND	0	0	0
57-Cemetery Fund	0	0	0
TRANSFER TO CAPITAL FUND	0	0	0
Net	0	0	0