



# FEBRUARY 2026 CITY SALES TAX REPORT

FOR THE PERIOD ENDED FEBRUARY 28, 2026



## Disclaimer

Beginning July 2020, these reports have been modified to reflect the month city sales tax revenues were **generated**. Previous reports reflected the month the revenues were **received** by the City.

## *Vision Statement*

The City of Page is a clean, financially responsible, diverse and vibrant community that respects the quality of its environment, fosters a sense of community and family, encourages a healthful, active lifestyle and supports a wide-range of business opportunities to promote a prosperous economy.



# CITY OF PAGE FINANCE DEPARTMENT MONTHLY SALES TAX STATISTICS FEBRUARY 2026

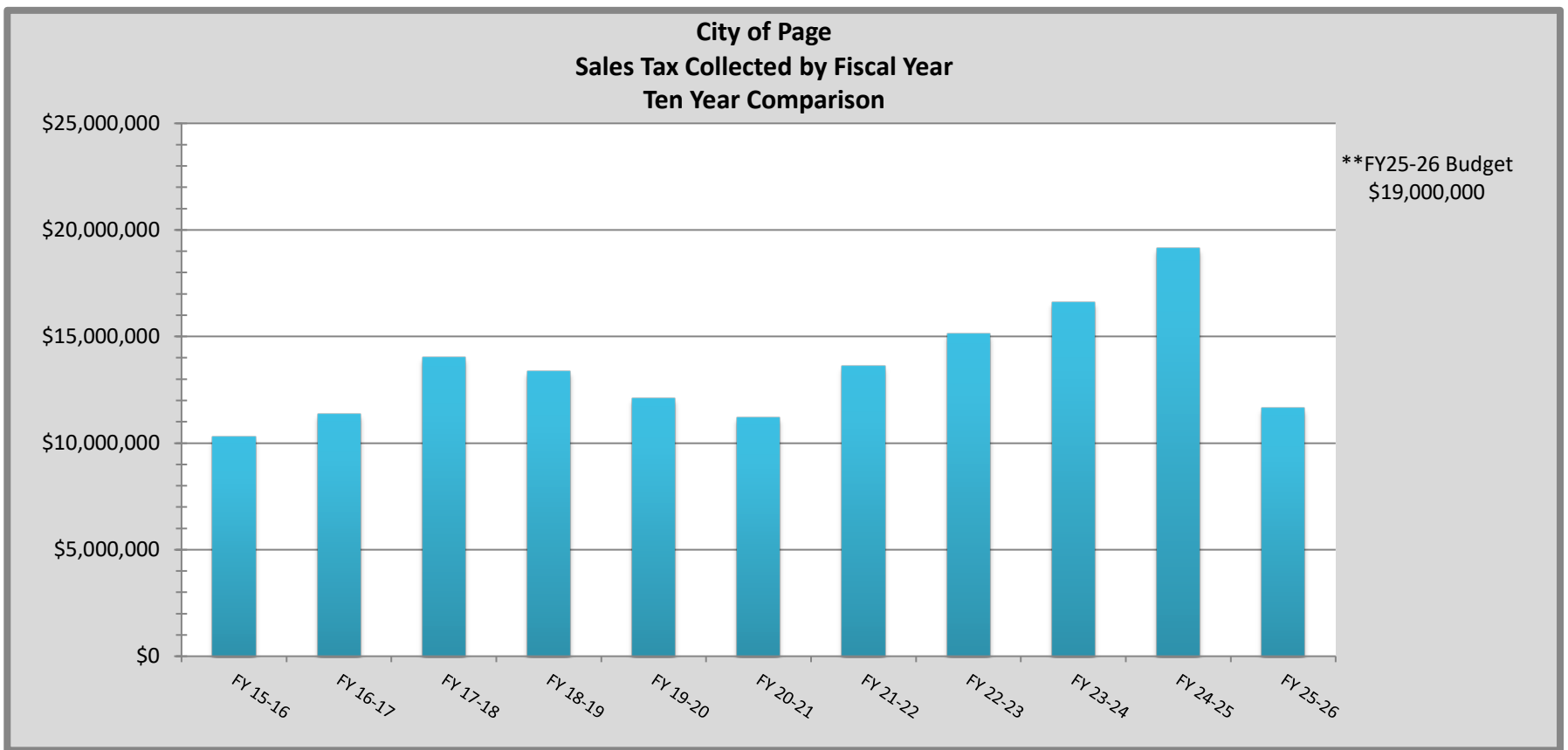
The City of Page receives payment journals from the Arizona Department of Revenue ("ADOR") for prior month distributions. The following report reflects Sales and Use Tax collected in March 2026 for economic activity that occurred in February 2026.

Note: As of September 1, 2024, Ordinance 731-24 increased the Hotel Tax rate from 3% to 5% and the Transient Lodging Tax rate from 4.263% to 5%.

FEBRUARY 2026	FEBRUARY 2025	DIFFERENCE	% CHANGE
\$972,830.73	\$976,370.87	↓ (\$3,540.14)	-0.4%

FISCAL YEAR-TO-DATE	SAME PERIOD LAST YEAR	DIFFERENCE	% CHANGE
\$11,645,091.65	\$11,681,449.68	↓ (\$36,358.03)	-0.3%

LAST 12 MONTHS	SAME PERIOD LAST YEAR	DIFFERENCE	% CHANGE
\$19,090,309.31	\$18,199,983.43	↑ \$890,325.88	4.9%



### TAXPAYERS REPORTING REVENUE:

	FY 2024/2025	FY 2025/2026
JUL	2,513	2,589
AUG	2,479	2,502
SEP	2,658	2,738
OCT	2,503	2,557
NOV	2,545	2,648
DEC	2,913	3,035
JAN	2,454	2,539
FEB	2,409	2,479
MAR	2,670	
APR	2,476	
MAY	2,570	
JUN	2,711	
<b>YTD Avg</b>	<b>2575</b>	<b>2636</b>

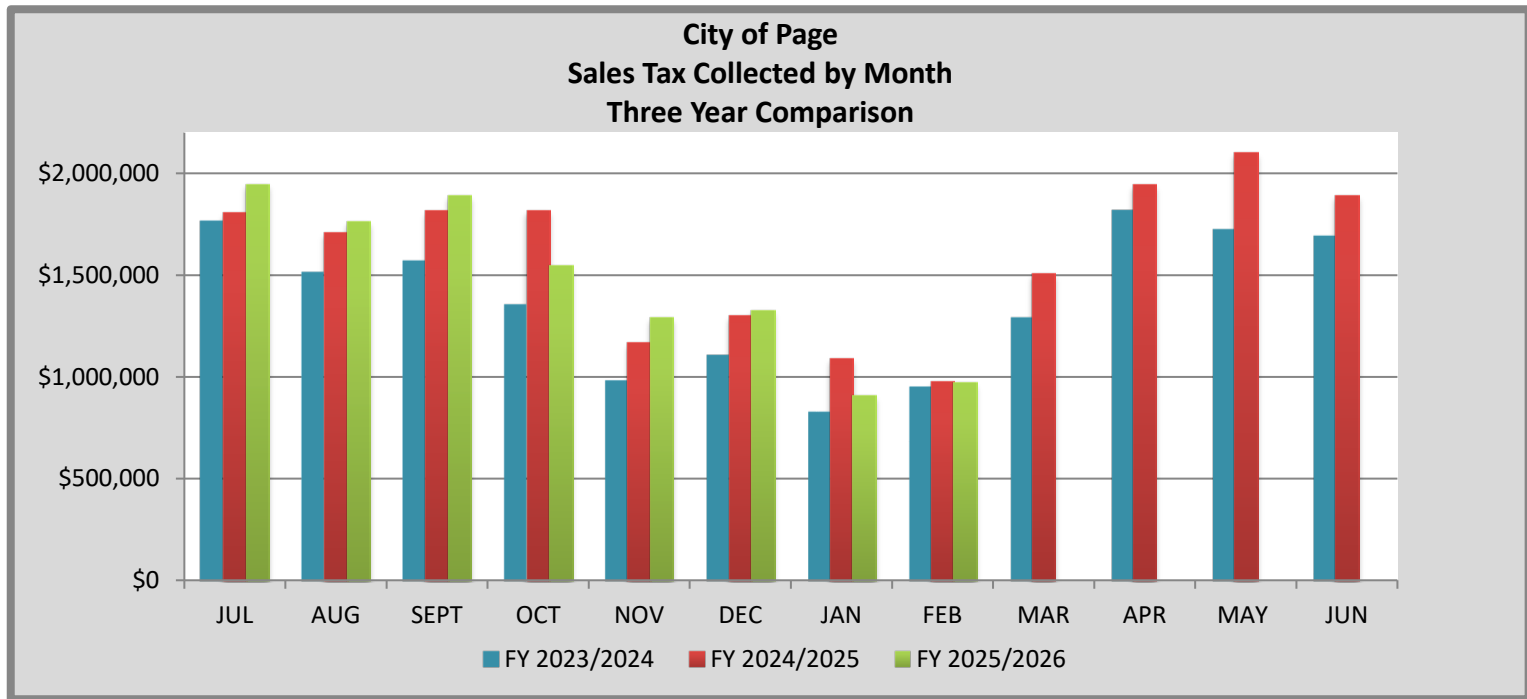
### NEW TPT LICENSES:

	FY 2024/2025	FY 2025/2026
JUL	9	5
AUG	6	3
SEP	2	5
OCT	7	6
NOV	5	6
DEC	5	5
JAN	10	5
FEB	2	9
MAR	16	
APR	6	
MAY	7	
JUN	7	
<b>YTD Avg</b>	<b>7</b>	<b>6</b>



# CITY OF PAGE FINANCE DEPARTMENT MONTHLY SALES TAX STATISTICS FEBRUARY 2026

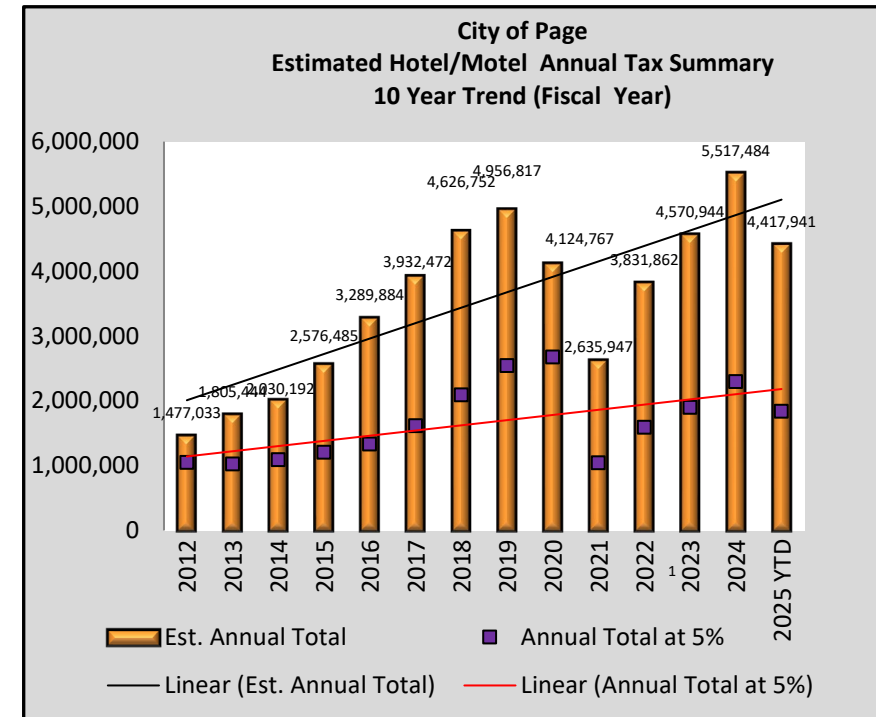
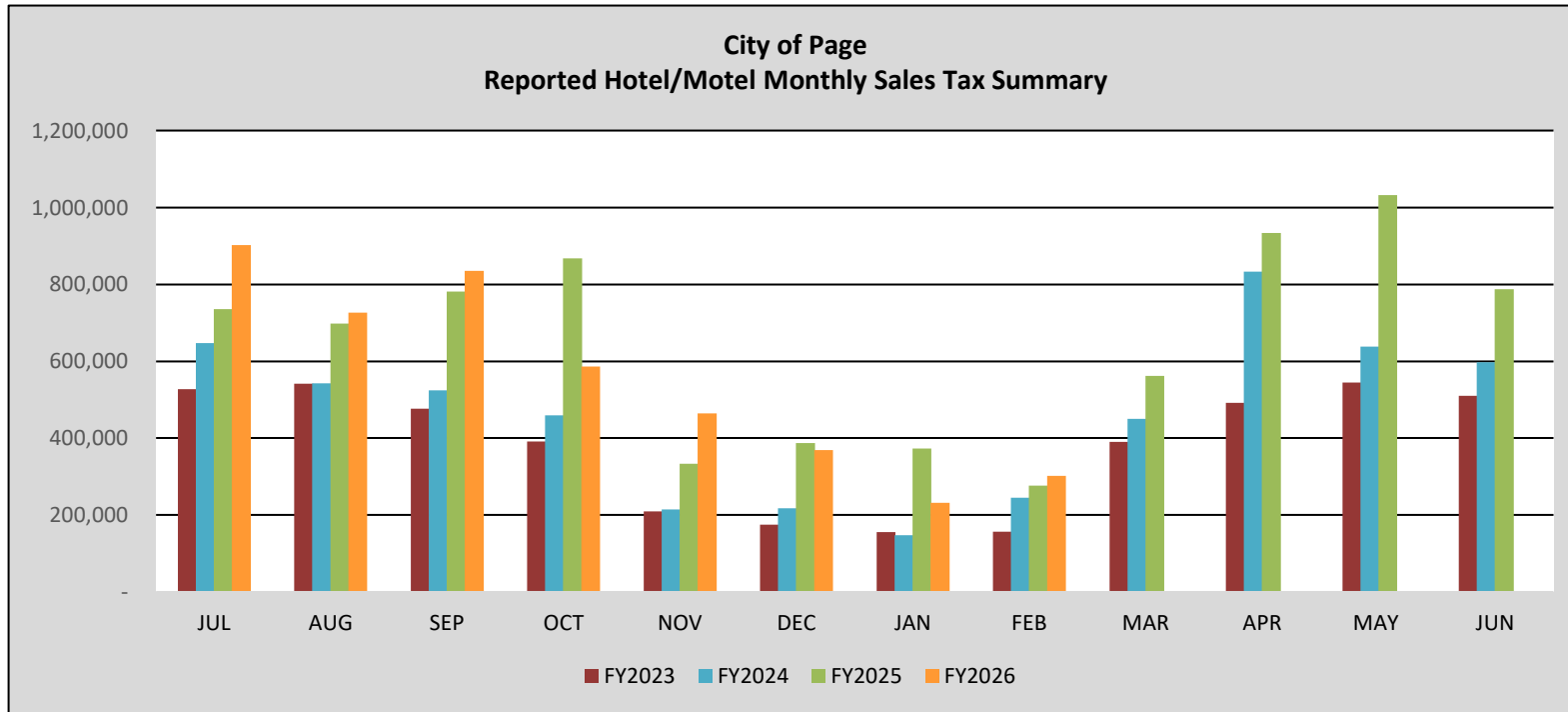
MONTH	<u>FY 2023/2024</u>	<u>FY 2024/2025</u>	Variance from Prior Year	<u>FY 2025/2026</u>	Variance from Prior Year
<b>JUL</b>	\$1,763,368.88	\$1,806,231.81	2.4%	\$1,947,048.27	7.8%
<b>AUG</b>	\$1,513,426.64	\$1,709,638.12	13.0%	\$1,762,747.19	3.1%
<b>SEPT</b>	\$1,568,694.41	\$1,815,911.08	15.8%	\$1,892,333.07	4.2%
<b>OCT</b>	\$1,353,739.70	\$1,815,489.61	34.1%	\$1,544,138.56	-14.9%
<b>NOV</b>	\$981,960.88	\$1,166,968.56	18.8%	\$1,289,354.81	10.5%
<b>DEC</b>	\$1,106,201.20	\$1,302,067.12	17.7%	\$1,328,116.79	2.0%
<b>JAN</b>	\$827,578.55	\$1,088,772.51	31.6%	\$908,522.23	-16.6%
<b>FEB</b>	\$951,273.26	\$976,370.87	2.6%	\$972,830.73	-0.4%
<b>MAR</b>	\$1,290,812.66	\$1,508,459.46	16.9%		
<b>APR</b>	\$1,815,349.92	\$1,943,362.50	7.1%		
<b>MAY</b>	\$1,721,922.06	\$2,102,554.37	22.1%		
<b>JUN</b>	\$1,690,449.11	\$1,890,841.33	11.9%		
<b>Y-T-D Totals</b>	<b>\$16,584,777.27</b>	<b>\$19,126,667.34</b>	<b>15.3%</b>	<b>\$11,645,091.65</b>	<b>Avg -0.53%</b>



<u>BUSINESS CLASS</u>	<u>COLLECTED THIS MONTH</u>	<u>% OF COLLECTIONS</u>
017,387 RETAIL SALES	252,091.04	25.91%
605,606,618 REMOTE SELLERS	38,708.00	3.98%
062 FOOD FOR HOME CONSUMPTION (GROCERIES)	117,092.85	12.04%
011 RESTAURANT/BAR/CATERING	150,968.83	15.52%
044,144,325,344 HOTEL/MOTEL/VHR/B&B	301,750.87	31.02%
045 RESIDENTIAL LEASE	462.43	0.05%
213 COMMERCIAL LEASE	15,799.82	1.62%
015,016,037,315 CONTRACTING	1,984.91	0.20%
012 AMUSEMENTS	17,659.23	1.82%
[VARIOUS] ALL OTHER PRIVILEGE TAX	63,012.17	6.48%
029,030,389 USE TAX	13,248.83	1.36%
050 LICENSE FEES	51.75	0.01%
<b>TOTAL COLLECTED THIS MONTH</b>	<b>\$ 972,830.73</b>	<b>100%</b>
LESS:		
AMOUNT PAID FOR PRIOR PERIODS	\$73,337.78	7.54%
AMOUNT PAID FOR FUTURE PERIODS	(\$8,775.13)	-0.90%
AUDIT/PENALTY COLLECTIONS	\$11,958.18	1.23%
<b>COLLECTIONS APPLICABLE TO CURRENT PERIOD</b>	<b>\$ 896,309.90</b>	<b>92.13%</b>

**CITY OF PAGE  
SALES TAX REPORT  
FOR HOTEL/MOTEL CATEGORY BY FISCAL YEAR  
COLLECTIONS THROUGH FEBRUARY 28, 2026**

	<b>HOTEL TAX COLLECTED IN CLASS CODE ** PG 044 (5%)</b>	<b>ADDITIONAL HOTEL TAX COLLECTED IN CLASS CODE ** PG 144 (5%)</b>	<b>ONLINE LODGING MARKETPLACE TAX COLLECTED IN CLASS CODE ** PG 325 (5%)</b>	<b>ONLINE LODGING MARKETPLACE TAX COLLECTED IN CLASS CODE ** PG 344 (5%)</b>	<b>TOTAL TAX COLLECTED FOR HOTEL/MOTEL CATEGORY</b>		<b>FY2023</b>	<b>FY2024</b>	<b>FY2025</b>
<b>JUL</b>	389,669.32	387,238.87	68,554.21	57,080.08	<b>902,542.48</b>	<b>JUL</b>	<b>527,204.48</b>	<b>647,245.04</b>	<b>736,069.00</b>
<b>AUG</b>	311,957.44	310,518.82	57,700.52	45,839.07	<b>726,015.85</b>	<b>AUG</b>	<b>541,345.35</b>	<b>542,391.88</b>	<b>698,293.45</b>
<b>SEP</b>	386,150.76	338,982.10	60,186.33	49,844.84	<b>835,164.03</b>	<b>SEP</b>	<b>476,808.16</b>	<b>524,735.99</b>	<b>781,200.62</b>
<b>OCT</b>	244,954.40	243,636.54	54,479.57	43,733.70	<b>586,804.21</b>	<b>OCT</b>	<b>390,883.95</b>	<b>459,459.49</b>	<b>867,354.52</b>
<b>NOV</b>	197,436.91	188,478.53	42,675.27	36,205.26	<b>464,795.97</b>	<b>NOV</b>	<b>209,160.07</b>	<b>214,587.21</b>	<b>333,212.22</b>
<b>DEC</b>	145,256.42	144,386.91	42,880.18	36,225.56	<b>368,749.07</b>	<b>DEC</b>	<b>175,271.56</b>	<b>217,908.71</b>	<b>386,892.61</b>
<b>JAN</b>	75,447.98	76,681.52	41,528.13	38,460.39	<b>232,118.02</b>	<b>JAN</b>	<b>156,170.96</b>	<b>147,377.47</b>	<b>373,560.76</b>
<b>FEB</b>	104,362.70	105,187.80	47,960.37	44,240.00	<b>301,750.87</b>	<b>FEB</b>	<b>156,995.99</b>	<b>244,681.75</b>	<b>277,094.23</b>
<b>MAR</b>					-	<b>MAR</b>	<b>389,881.83</b>	<b>450,161.53</b>	<b>561,732.51</b>
<b>APR</b>					-	<b>APR</b>	<b>492,236.16</b>	<b>833,514.99</b>	<b>933,786.16</b>
<b>MAY</b>					-	<b>MAY</b>	<b>544,712.23</b>	<b>638,255.33</b>	<b>1,032,164.02</b>
<b>JUN</b>					-	<b>JUN</b>	<b>510,272.88</b>	<b>597,164.99</b>	<b>787,188.95</b>
<b>Y-T-D Totals</b>	<b>\$ 1,855,235.93</b>	<b>1,795,111.09</b>	<b>415,964.58</b>	<b>351,628.90</b>	<b>4,417,940.50</b>	<b>Totals</b>	<b>4,570,943.62</b>	<b>5,517,484.38</b>	<b>7,768,549.05</b>



**\*\*As of September 1, 2024 Ordinance 731-24 increased the Hotel Tax (PG 044 & PG 325) from 3% to 5% & Transient Lodging Tax (PG 144 & PG 344) from 4.263% to 5%.**

Note: Collections are reported business sales taken one month prior

Note: Revised October 2022 to change reporting to Fiscal Year from Calendar Year.

\*\*\* April 2024 - One Hotel Reporting for prior 10 months \$140K

**THREE YEAR  
CITY SALES TAX SUMMARY  
LISTED BY REPORTING CATEGORY**

			<b>JAN 2024</b>	<b>JAN 2025</b>	<b>JAN 2026</b>	<b>FEB 2024</b>	<b>FEB 2025</b>	<b>FEB 2026</b>	<b>MAR 2024</b>	<b>MAR 2025</b>	<b>MAR 2026</b>
3.00%	PG 000 -OLD	Privilege Tax	\$ (5.09)	\$ -		\$ -		\$ 0.72	\$ (0.02)	\$ -	
3.00%	PG 005	Communications	\$ 5,988.90	\$ 4,511.15	\$ 4,890.57	\$ 5,948.58	\$ 4,825.39	\$ 4,749.44	\$ 5,956.98	\$ 5,061.50	
3.00%	PG 012	Amusements	\$ 21,223.35	\$ 24,235.52	\$ 17,293.44	\$ 23,592.16	\$ 22,613.68	\$ 17,659.23	\$ 50,820.67	\$ 49,819.21	
3.00%	PG 015	Contracting - Prime	\$ 22,624.95	\$ 25,576.08	\$ 12,779.29	\$ 18,862.49	\$ 32,121.81	\$ 1,998.99	\$ 17,002.28	\$ 31,911.39	
3.00%	PG 017	Retail Sales	\$ 208,200.93	\$ 236,721.85	\$ 230,725.42	\$ 233,249.28	\$ 235,323.22	\$ 228,740.29	\$ 296,446.30	\$ 308,926.30	
5.00%	PG 044	Hotels	\$ 29,989.74	\$ 122,049.65	\$ 75,447.98	\$ 66,980.64	\$ 83,280.01	\$ 104,362.70	\$ 139,587.46	\$ 203,955.40	
3.00%	PG 325 - NEW	Online Lodging Market	\$ 74,656.48	\$ 62,303.79	\$ 41,528.13	\$ 35,671.12	\$ 59,334.13	\$ 47,960.37	\$ 50,531.40	\$ 84,170.61	
3.00%	PG 605 - NEW	Retail Sales - Marketplace	\$ 37,546.86	\$ 34,380.59	\$ 33,929.97	\$ 27,848.12	\$ 32,485.31	\$ 37,556.07	\$ 32,426.61	\$ 34,789.71	
3.00%	PG 062	Retail - Groceries	\$ 105,699.67	\$ 119,906.40	\$ 115,858.44	\$ 106,434.35	\$ 110,279.18	\$ 117,092.85	\$ 136,170.08	\$ 139,384.15	
3.00%	PG 606 - NEW	Retail - Groceries - Marketplace	\$ 764.96	\$ 718.85	\$ 898.32	\$ 734.94	\$ 706.48	\$ 766.70	\$ 957.19	\$ 819.33	
3.00%	PG 214	Rental of Personal Property (TPP)	\$ 9,092.82	\$ 14,947.55	\$ 16,670.75	\$ 11,844.86	\$ 16,459.00	\$ 16,746.50	\$ 14,312.18	\$ 16,278.69	
3.00%	Misc. *	See Note at Bottom of Page	\$ 70,142.72	\$ 84,750.01	\$ 65,174.87	\$ 56,693.16	\$ 84,334.53	\$ 69,615.88	\$ 63,361.84	\$ 62,353.99	
<b>Total Privilege Tax</b>			<b>\$ 585,926.29</b>	<b>\$ 730,101.44</b>	<b>\$ 615,197.18</b>	<b>\$ 587,859.70</b>	<b>\$ 681,762.74</b>	<b>\$ 647,249.74</b>	<b>\$ 807,572.97</b>	<b>\$ 937,470.28</b>	
5.000%	PG 001 - OLD	Hotel/Motel (Additional)									
5.000%	PG 144	Hotel/Motel (Additional)	\$ 42,443.20	\$ 130,247.09	\$ 76,681.52	\$ 94,894.52	\$ 78,854.89	\$ 105,187.80	\$ 197,902.33	\$ 198,583.29	
4.263%	PG 344 - NEW	Online Lodging Market (Additional)	\$ 288.05	\$ 58,960.23	\$ 38,460.39	\$ 47,135.47	\$ 55,625.20	\$ 44,240.00	\$ 62,140.34	\$ 75,023.21	
<b>Total Hotel/Motel (Additional)</b>			<b>\$ 42,731.25</b>	<b>\$ 189,207.32</b>	<b>\$ 115,141.91</b>	<b>\$ 142,029.99</b>	<b>\$ 134,480.09</b>	<b>\$ 149,427.80</b>	<b>\$ 260,042.67</b>	<b>\$ 273,606.50</b>	
3.00%	PG 029 & 030	Use Tax	\$ 28,519.36	\$ 14,371.99	\$ 15,543.66	\$ 38,729.39	\$ 13,495.16	\$ 8,870.36	\$ (33,585.26)	\$ 32,135.59	
3.00%	PG 450	Vehicle Use Tax Purchase	\$ (15.61)	\$ -		\$ -	\$ -				
\$2.00	PG 050	License Fees	\$ 77.53	\$ 96.47	\$ 85.86	\$ 95.73	\$ 98.94	\$ 51.75	\$ 77.34	\$ (228.79)	
<b>Total Use Tax</b>			<b>\$ 28,581.28</b>	<b>\$ 14,468.46</b>	<b>\$ 15,629.52</b>	<b>\$ 38,825.12</b>	<b>\$ 13,594.10</b>	<b>\$ 8,922.11</b>	<b>\$ (33,507.92)</b>	<b>\$ 31,906.80</b>	
4.00%	PG 003 - Old	Restaurant/Bar	\$ 204.69			\$ 409.38			\$ 409.38		
4.00%	PG 011	Restaurant/Bar	\$ 120,834.52	\$ 123,951.00	\$ 126,384.96	\$ 140,143.93	\$ 127,917.61	\$ 150,968.83	\$ 208,544.89	\$ 232,889.81	
<b>Total Restaurant/Bar</b>			<b>\$ 121,039.21</b>	<b>\$ 123,951.00</b>	<b>\$ 126,384.96</b>	<b>\$ 140,553.31</b>	<b>\$ 127,917.61</b>	<b>\$ 150,968.83</b>	<b>\$ 208,954.27</b>	<b>\$ 232,889.81</b>	
3.00%	PG 013	Rental of Real Property						\$ 0.00			
3.00%	PG 045 **	Residential Rental	\$ 25,717.31	\$ 2,367.41	\$ 0.00	\$ 18,679.54	\$ (980.54)	\$ 462.43	\$ 23,569.43	\$ 960.71	
3.00%	PG 213	Commercial Rental	\$ 23,583.21	\$ 29,551.44	\$ 36,168.66	\$ 23,325.60	\$ 19,596.87	\$ 15,799.82	\$ 24,181.24	\$ 31,625.36	
<b>Total Rental of Real Property</b>			<b>\$ 49,300.52</b>	<b>\$ 31,918.85</b>	<b>\$ 36,168.66</b>	<b>\$ 42,005.14</b>	<b>\$ 18,616.33</b>	<b>\$ 16,262.25</b>	<b>\$ 47,750.67</b>	<b>\$ 32,586.07</b>	
<b>GRAND TOTAL</b>			<b>\$ 827,578.55</b>	<b>\$ 1,089,647.07</b>	<b>\$ 908,522.23</b>	<b>\$ 951,273.26</b>	<b>\$ 976,370.87</b>	<b>\$ 972,830.73</b>	<b>\$ 1,290,812.66</b>	<b>\$ 1,508,459.46</b>	

Note: Percentages listed for PG Categories are current rates

Note: City taxes from hotel/motel lodging are collected at a rate of 10% (5% is reflected in PG 044, 5% is reflected in PG 144)

Note: As of September 1, 2024 Ordinance 731-24 increased the Hotel Tax (PG 044 & PG 325) from 3% to 5% & Transient Lodging Tax (PG 144 & PG 344) from 4.263% to 5%.

\* Misc includes PG 004 Utilities, PG 006 Transportation, PG 009 Publication, PG 010 Job Printing, PG 016 Contracting-Speculative Builder, PG 018 Advertising, PG 037 Contracting-Owner-builder, PG 315 MRRRA Amount, PG 387 & PG 618 Retail Sales over \$3K, PG 389 Use Tax over \$3K

\*\* PG 045 as of January 2025 tax is no longer charged on Residential Rentals. Any amounts reported are from prior months.

**City of Page**

Category and Month	Fiscal Year			Variance	
	FY2024	FY2025	FY 2026	2023 vs 2024	2024 vs 2025
<b>ALL OTHER PRIVILEGE TAX</b>	<b>527,010</b>	<b>581,278</b>	<b>539,019</b>	<b>10.3%</b>	<b>-7.3%</b>
Jul	84,043	75,982	73,690	-9.6%	-3.0%
Aug	74,341	86,595	75,907	16.5%	-12.3%
Sep	66,485	77,894	88,293	17.2%	13.4%
Oct	54,866	65,400	55,741	19.2%	-14.8%
Nov	56,492	60,493	59,873	7.1%	-1.0%
Dec	61,295	75,097	63,871	22.5%	-14.9%
Jan	66,299	71,812	58,631	8.3%	-18.4%
Feb	63,188	68,005	63,012	7.6%	-7.3%
<b>AMUSEMENTS</b>	<b>362,431</b>	<b>366,225</b>	<b>305,893</b>	<b>1.0%</b>	<b>-16.5%</b>
Jul	62,592	62,653	30,169	0.1%	-51.8%
Aug	38,081	64,723	63,618	70.0%	-1.7%
Sep	89,650	63,665	60,280	-29.0%	-5.3%
Oct	54,953	56,477	52,803	2.8%	-6.5%
Nov	38,764	37,242	33,120	-3.9%	-11.1%
Dec	33,576	34,616	30,950	3.1%	-10.6%
Jan	21,223	24,236	17,293	14.2%	-28.6%
Feb	23,592	22,614	17,659	-4.1%	-21.9%
<b>COMMERCIAL LEASE</b>	<b>189,331</b>	<b>218,987</b>	<b>219,049</b>	<b>15.7%</b>	<b>0.0%</b>
Jul	20,030	24,055	19,447	20.1%	-19.2%
Aug	20,865	25,505	21,939	22.2%	-14.0%
Sep	23,441	24,750	29,042	5.6%	17.3%
Oct	17,759	21,847	18,923	23.0%	-13.4%
Nov	17,805	28,639	19,475	60.8%	-32.0%
Dec	42,522	45,043	58,256	5.9%	29.3%
Jan	23,583	29,551	36,169	25.3%	22.4%
Feb	23,326	19,597	15,800	-16.0%	-19.4%
<b>CONTRACTING</b>	<b>243,815</b>	<b>178,759</b>	<b>147,305</b>	<b>-26.7%</b>	<b>-17.6%</b>
Jul	25,996	15,451	21,711	-40.6%	40.5%
Aug	16,748	17,666	5,076	5.5%	-71.3%
Sep	33,277	11,026	21,150	-66.9%	91.8%
Oct	13,605	16,929	9,084	24.4%	-46.3%
Nov	34,821	25,935	16,172	-25.5%	-37.6%
Dec	90,539	33,998	59,338	-62.4%	74.5%
Jan	22,625	25,627	12,787	13.3%	-50.1%
Feb	6,204	32,128	1,985	417.8%	-93.8%

Category and Month	FY2024	FY2025	FY 2026	2023 vs 2024	2024 vs 2025
<b>FOOD FOR HOME CONSUMPTION (GROCERIES)</b>	<b>1,118,399</b>	<b>1,200,765</b>	<b>1,238,793</b>	<b>7.4%</b>	<b>3.2%</b>
Jul	190,295	210,425	214,106	10.6%	1.7%
Aug	180,310	182,794	186,316	1.4%	1.9%
Sep	155,809	159,594	165,079	2.4%	3.4%
Oct	136,465	162,383	165,585	19.0%	2.0%
Nov	125,230	128,220	132,428	2.4%	3.3%
Dec	118,156	127,164	142,328	7.6%	11.9%
Jan	105,700	119,906	115,858	13.4%	-3.4%
Feb	106,434	110,279	117,093	3.6%	6.2%
<b>HOTEL/MOTEL/VHR/B&amp;B</b>	<b>2,998,388</b>	<b>4,453,677</b>	<b>4,417,941</b>	<b>48.5%</b>	<b>-0.8%</b>
Jul	647,245	736,069	902,542	13.7%	22.6%
Aug	542,392	698,293	726,016	28.7%	4.0%
Sep	524,736	781,201	835,164	48.9%	6.9%
Oct	459,459	867,355	586,804	88.8%	-32.3%
Nov	214,587	333,212	464,796	55.3%	39.5%
Dec	217,909	386,893	368,749	77.5%	-4.7%
Jan	147,378	373,561	232,118	153.5%	-37.9%
Feb	244,682	277,094	301,751	13.2%	8.9%
<b>LICENSE FEES</b>	<b>678</b>	<b>1,944</b>	<b>603</b>	<b>186.5%</b>	<b>-69.0%</b>
Jul	186	83	67	-55.3%	-19.2%
Aug	82	62	88	-24.0%	42.3%
Sep	(4)	1,062	80	24147.9%	-92.5%
Oct	59	78	83	32.6%	6.3%
Nov	81	388	114	379.2%	-70.5%
Dec	102	75	33	-26.1%	-56.5%
Jan	78	96	86	24.4%	-11.0%
Feb	96	99	52	3.4%	-47.7%
<b>REMOTE SELLERS</b>	<b>270,160</b>	<b>286,099</b>	<b>312,669</b>	<b>5.9%</b>	<b>9.3%</b>
Jul	31,484	36,326	41,804	15.4%	15.1%
Aug	32,750	33,610	37,724	2.6%	12.2%
Sep	32,409	33,238	38,964	2.6%	17.2%
Oct	30,984	34,452	38,767	11.2%	12.5%
Nov	44,799	38,407	38,936	-14.3%	1.4%
Dec	29,872	40,291	42,644	34.9%	5.8%
Jan	38,871	36,238	35,123	-6.8%	-3.1%
Feb	28,991	33,537	38,708	15.7%	15.4%

Category and Month	FY2024	FY2025	FY 2026	2023 vs 2024	2024 vs 2025
<b>RESIDENTIAL LEASE</b>	<b>150,203</b>	<b>116,249</b>	<b>1,321</b>	<b>-22.6%</b>	<b>-98.9%</b>
Jul	15,900	17,456	79	9.8%	-99.5%
Aug	15,295	16,704	211	9.2%	-98.7%
Sep	18,592	23,717	179	27.6%	-99.2%
Oct	18,317	17,235	200	-5.9%	-98.8%
Nov	17,655	21,071	189	19.3%	-99.1%
Dec	20,047	18,680	-	-6.8%	-100.0%
Jan	25,717	2,367	-	-90.8%	-100.0%
Feb	18,680	-981	462	-94.8%	-52.8%
<b>RESTAURANT/BAR/CATERING</b>	<b>1,593,124</b>	<b>1,566,718</b>	<b>1,702,281</b>	<b>-1.7%</b>	<b>8.7%</b>
Jul	292,186	247,982	270,237	-15.1%	9.0%
Aug	243,005	223,544	276,060	-8.0%	23.5%
Sep	245,841	260,839	256,684	6.1%	-1.6%
Oct	239,483	214,365	237,090	-10.5%	10.6%
Nov	161,400	175,516	194,236	8.7%	10.7%
Dec	150,232	192,603	190,619	28.2%	-1.0%
Jan	120,835	123,951	126,385	2.6%	2.0%
Feb	140,144	127,918	150,969	-8.7%	18.0%
<b>RETAIL SALES</b>	<b>2,392,353</b>	<b>2,544,193</b>	<b>2,571,547</b>	<b>6.3%</b>	<b>1.1%</b>
Jul	379,799	359,258	350,653	-5.4%	-2.4%
Aug	324,558	340,484	353,510	4.9%	3.8%
Sep	349,418	346,557	373,417	-0.8%	7.8%
Oct	299,824	343,728	352,811	14.6%	2.6%
Nov	254,498	309,809	297,590	21.7%	-3.9%
Dec	308,991	314,927	339,764	1.9%	7.9%
Jan	220,986	260,654	251,712	18.0%	-3.4%
Feb	254,279	268,776	252,091	5.7%	-6.2%
<b>USE TAX</b>	<b>220,351</b>	<b>166,556</b>	<b>188,682</b>	<b>-24.4%</b>	<b>13.3%</b>
Jul	13,612	20,491	22,543	50.5%	10.0%
Aug	25,001	19,658	16,281	-21.4%	-17.2%
Sep	29,039	32,369	24,010	11.5%	-25.8%
Oct	27,966	15,243	26,248	-45.5%	72.2%
Nov	15,830	8,037	32,427	-49.2%	303.5%
Dec	32,960	32,681	31,564	-0.8%	-3.4%
Jan	34,285	20,773	22,360	-39.4%	7.6%
Feb	41,658	17,305	13,249	-58.5%	-23.4%
<b>Grand Total</b>	<b>10,066,244</b>	<b>11,681,450</b>	<b>11,645,102</b>	<b>16.0%</b>	<b>-0.3%</b>